

APPENDIX-7

Norms for Faculty Requirements and Cadre Ratio of the Technical Institutions

7.1 Diploma/ Post Diploma Certificate Programme

Programme	Faculty: Student based on Approved Intake	Principal/ Director	Head of the Department	Faculty	Total
		A	B	C	D = A+B+C
Engineering and Technology/ Applied Arts and Crafts Design/ Hotel Management and Catering Technology	1:25	1	1 per Department	$(S/25) - 1$	$S/25$

S - Sum of the number of students as per "Approved Intake" at all years

7.2 Under Graduate Degree Programme

Programme	Faculty: Student based on Approved Intake	Principal/ Director	Professor	Associate Professor	Assistant Professor	Total
		A	B	C	D	A+B+C+D
Engineering and Technology	1:20	1	$\frac{S}{20 \times R} - 1$	$\frac{S}{20 \times R} \times 2$	$\frac{S}{20 \times R} \times 6$	$\frac{S}{20}$
Planning	1:16	1	$\frac{S}{16 \times R} - 1$	$\frac{S}{16 \times R} \times 2$	$\frac{S}{16 \times R} \times 6$	$\frac{S}{16}$
Applied Arts and Crafts	1:15	1	$\frac{S}{15 \times R} - 1$	$\frac{S}{15 \times R} \times 2$	$\frac{S}{15 \times R} \times 6$	$\frac{S}{15}$
Design	1:15	1	$\frac{S}{15 \times R} - 1$	$\frac{S}{15 \times R} \times 2$	$\frac{S}{15 \times R} \times 6$	$\frac{S}{15}$
Hotel Management and Catering Technology	1:20	1	$\frac{S}{20 \times R} - 1$	$\frac{S}{20 \times R} \times 2$	$\frac{S}{20 \times R} \times 6$	$\frac{S}{20}$

S - Sum of the number of students as per "Approved Intake" for all years, R = (1+2+6)=9


However, Institutions Deemed to be Universities/Institutions having Accreditation/Autonomy status shall have Faculty: Student ratio of 1:15 in Under Graduate Degree Level in Engineering and Technology and maintain a better Cadre ratio in order to achieve excellence in Technical Education & Research.

Guru Gobind Singh Foundation's

Guru Gobind Singh College of Engineering and Research Centre, Nashik

Details of Sanctioned Post (as per AICTE & Management) for the Academic Year 2022-23

Post	Teaching faculty													
	Principal	Professor				Associate Professor				Assistant Professor				Total No. of Sanctioned Post
	--	Male	Female	Other	Total	Male	Female	Other	Total	Male	Female	Other	Total	Total
Sanctioned by the AICTE	1	6				13				40				60
<i>Recruited</i>	1	2	0	0	2	2	0	0	2	28	12	0	40	45
<i>Yet to recruit</i>	0	2	2	0	4	7	4	0	11	0	0	0	0	15
Sanctioned by the Management	0	0				0				26				26
Recruited	0	0	0	0	0	0	0	0	0	16	10	0	26	26
<i>Yet to recruit</i>	0	0	0	0	0	0	0	0	0	0	0	0	0	0
Number of sanctioned post by AICTE and Management														86
Total number of faculty against the sanctioned post														71
Percentage of faculty against the sanctioned post														82.56%


Dr. Neelkanth G. Nikam
PRINCIPAL

PRINCIPAL
GURU GOBIND SINGH COLLEGE OF ENGINEERING
& RESEARCH CENTRE, NASHIK




Guru Gobind Singh Foundation's

Guru Gobind Singh College of Engineering and Research Centre, Nashik

Details of Sanctioned Post (as per AICTE & Management) for the Academic Year 2021-22

Post	Teaching faculty													
	Principal	Professor				Associate Professor				Assistant Professor				Total No. of Sanctioned Post
	--	Male	Female	Other	Total	Male	Female	Other	Total	Male	Female	Other	Total	Total
Sanctioned by the AICTE	1	6				13				40				60
<i>Recruited</i>	1	2	0	0	2	1	0	0	1	29	11	0	40	44
<i>Yet to recruit</i>	0	2	2	0	4	8	4	0	12	0	0	0	0	16
Sanctioned by the Management	0	0				0				26				26
Recruited	0	0	0	0	0	0	0	0	0	16	10	0	26	26
<i>Yet to recruit</i>	0	0	0	0	0	0	0	0	0	0	0	0	0	0
Number of sanctioned post by AICTE and Management														86
Total number of faculty against the sanctioned post														70
Percentage of faculty against the sanctioned post														81.39%


Dr. Neelkanth G. Nikam
PRINCIPAL

PRINCIPAL
GURU GOBIND SINGH COLLEGE OF ENGINEERING
& RESEARCH CENTRE, NASHIK




Guru Gobind Singh Foundation's

Guru Gobind Singh College of Engineering and Research Centre, Nashik

Details of Sanctioned Post (as per AICTE & Management) for the Academic Year 2020-21

Post	Teaching faculty													
	Principal	Professor				Associate Professor				Assistant Professor				Total No. of Sanctioned Post
	--	Male	Female	Other	Total	Male	Female	Other	Total	Male	Female	Other	Total	Total
Sanctioned by the AICTE	1	6				13				40				60
Recruited	1	2	0	0	2	1	0	0	1	30	10	0	40	44
Yet to recruit	0	2	2	0	4	8	4	0	12	0	0	0	0	16
Sanctioned by the Management	0	0				0				26				26
Recruited	0	0	0	0	0	0	0	0	0	17	9	0	26	26
Yet to recruit	0	0	0	0	0	0	0	0	0	0	0	0	0	0
Number of sanctioned post by AICTE and Management														86
Total number of faculty against the sanctioned post														70
Percentage of faculty against the sanctioned post														81.39%


Dr. Neelkanth G. Nikam
PRINCIPAL

PRINCIPAL
GURU GOBIND SINGH COLLEGE OF ENGINEERING
& RESEARCH CENTRE, NASHIK




Guru Gobind Singh Foundation's

Guru Gobind Singh College of Engineering and Research Centre, Nashik

Details of Sanctioned Post (as per AICTE & Management) for the Academic Year 2019-20

Post	Teaching faculty													
	Principal	Professor				Associate Professor				Assistant Professor				Total No. of Sanctioned Post
	--	Male	Female	Other	Total	Male	Female	Other	Total	Male	Female	Other	Total	Total
Sanctioned by the AICTE	1	6				13				40				60
<i>Recruited</i>	1	2	0	0	2	1	0	0	1	30	10	0	40	44
<i>Yet to recruit</i>	0	2	2	0	4	8	4	0	12	0	0	0	0	16
Sanctioned by the Management	0	0				0				17				17
Recruited	0	0	0	0	0	0	0	0	0	11	6	0	17	17
<i>Yet to recruit</i>	0	0	0	0	0	0	0	0	0	0	0	0	0	0
Number of sanctioned post by AICTE and Management														77
Total number of faculty against the sanctioned post														61
Percentage of faculty against the sanctioned post														79.22%


Dr. Neelkanth G. Nikam
PRINCIPAL

PRINCIPAL
GURU GOBIND SINGH COLLEGE OF ENGINEERING
& RESEARCH CENTRE, NASHIK




Guru Gobind Singh Foundation's

Guru Gobind Singh College of Engineering and Research Centre, Nashik

Details of Sanctioned Post (as per AICTE & Management) for the Academic Year 2018-19

Post	Teaching faculty													
	Principal	Professor				Associate Professor				Assistant Professor				Total No. of Sanctioned Post
	--	Male	Female	Other	Total	Male	Female	Other	Total	Male	Female	Other	Total	Total
Sanctioned by the AICTE	1	6				13				40				60
Recruited	1	2	0	0	2	2	0	0	2	28	12	0	40	45
Yet to recruit	0	2	2	0	4	7	4	0	11	0	0	0	0	15
Sanctioned by the Management	0	0				0				10				10
Recruited	0	0	0	0	0	0	0	0	0	7	3	0	10	10
Yet to recruit	0	0	0	0	0	0	0	0	0	0	0	0	0	0
Number of sanctioned post by AICTE and Management														70
Total number of faculty against the sanctioned post														55
Percentage of faculty against the sanctioned post														78.57%


Dr. Neelkanth G. Nikam
PRINCIPAL

PRINCIPAL
GURU GOBIND SINGH COLLEGE OF ENGINEERING
& RESEARCH CENTRE, NASHIK

